


Specifications

DLP chip		PX750U	PX700W	PX800X	
		0.67 inch DLP (Aspect Ratio 16:10)	0.65 inch DLP (Aspect Ratio 16:10)	0.7 inch DLP (Aspect Ratio 4:3)	
Optical Device		Colour separation by the Colour wheel			
Resolution ^{*1}		1920 x 1200 pixels	1280 x 800 pixels	1024 x 768 pixels	
Lens (PX750U/NP17ZL/NP18ZL/NP19ZL/NP20ZL/NP21ZL) (PX700W/PX800X/NP07ZL/NP08ZL/NP09ZL/NP10ZL)		See the chart of "Lens Specifications" shown on the bottom			
Lens Shift (NP17ZL/NP18ZL/NP19ZL/NP20ZL/NP21ZL)		Vertical : 0 - 0.5V max, Horizontal : ± 0.1 max			
Lamp (Eco Mode On / Eco Mode Off)		320W / 400W AC			
Lamp Life ^{*2} (Eco Mode On / Eco Mode Off)		2500H / 2000H			
Image Size (Projection Distance)		See the " Throw Distance and Screen Size" shown on the bottom			
Colour Reproduction		10-bit signal processing (1.07 billion colours) (Viewer, Network : 16.7 million colours)			
Light Output ^{*4,5} (with NP16FL)	Eco Mode Off	7500 ANSI lm	7000 ANSI lm	8000 ANSI lm	
	Eco Mode On	Approx. 80% of Eco Mode Off			
Contrast Ratio (White / Black) ^{*5}		1000 : 1/2100 : 1 with Dynamic Contrast			
Maximum Resolution		1920 x 1200	1920 x 1200 with advanced accuBrend		
Scan Rate	Horizontal	15kHz to 108kHz (RGB : 24kHz or over) conforms to the VESA standard			
	Vertical	48Hz to 120Hz (HDMI : 50Hz to 85Hz) conforms to the VESA standard			
Keystone Correction	Horizontal	Manual Approx. ±Max 35 degrees	Manual Approx.±Max 40 degrees		
	Vertical	Manual Approx.±Max 30 degrees			
Input Terminals	Computer / Component	2 x D-Sub Mini 15pin (Computer 1&2 IN), 1 x 5 BNC (Computer 3 IN)			
	HDMI	1 x HDMI Type A HDCP Supported			
	DisplayPort	1 x Display port HDCP Supported			
	S-Video	1 x Mini DIN-4pin			
Output Terminals	Video	1 x BNC			
	Option Slot	Slot for Option Unit			
		1 x D-sub Mini 15pin (Only Computer 1 input can be output)			
USB Port		1 x TypeA (for Mouse, Keyboard, USB memory)			
Wireless LAN (USB Port)		1 x TypeA			
Wired LAN Port		1 x RJ45 (10BASE-T / 100BASE-TX)			
Control Terminals	PC Control	1 x D-Sub 9 pin			
	Wired Remote	1 x Stereo Mini Jack			
Quietness (Eco Mode On / Eco Mode Off)		39dB / 43dB			
Environment	Operational	0°C to 40°C ([ECO MODE] is set automatically to [ON] at 35°C to 40°C), 20% to 80% Humidity (Non-Condensing)			
	Storage Temperatures	-10°C to 50°C, 20% to 80% Humidity (Non-Condensing)			
Power Requirement		100 to 240VAC, 50Hz/60Hz (PX750UG / PX700WG / PX800XG : 200 to 240VAC, 50Hz / 60Hz)			
Input Current (100 to 120V / 200 to 240V AC)		10.8A - 4.3A / 5.2A			
Power Consumption (100 to 130V AC / 200 to 240V AC)	Normal	Dual	1006W / 958W	969W / 931W	963W / 927W
		Single	530W / 515W	506W / 494W	500W / 489W
	Eco	Dual	810W / 777W	778W / 753W	777W / 752W
		Single	439W / 429W	415W / 405W	412W / 404W
	Stand-by	Normal mode	33W / 34W	27W / 27W	28W / 28W
		Network Standby	23W / 23W	17W / 18W	19W / 18W
Calorific Value		3433BTU (Max)	3306BTU (Max)	3286BTU (Max)	
Dimensions (W x H x D)		504mm x 192mm x 516mm (Not Including Protrusions)			
Weight (Not including Lens)		19.7kg			
Gross Dimensions (W x H x D)		648mm x 419mm x 720mm			
Gross Weight		28.6kg			
Accessories		Remote control, Batteries(AA x 2), Power code, CD-ROM(User's manual/Utility software), Dust cap for lens, Quick setup guide, Important information			
Regulations	For United States	UL Approved (UL 60950-1), meets FCC Class B requirements			
	For Canada	C-UL Approved (CSA 60950-1), meets DOC Canada Class B requirements			
	For Europe	Meets EMC Directive (EN55022, EN55024, EN61000-3-2, EN61000-3-3), meets Low Voltage Directive (EN60950-1, TUV GS Approved)			
	For Asia/Oceania	IEC60950-1, meets AS/NZS CISPR 22 Class B			
	For Korea	KC (Safety: K60950-1, EMC: K00022, K00024			
		GB4943, GB9254, GB17625.1			
		Gost R 60950-1, 51318.22, 51317.3.2 /3.3.			
		SASO IEC60950-1			

Lens specifications

		NP06FL	NP07ZL	NP08ZL	NP09ZL	NP10ZL	NP16FL	NP17ZL	NP18ZL	NP19ZL	NP20ZL	NP21ZL
Option Lens												
Lens Type		Fixed Short Throw Lens	Zoom Lens				Fixed Short Throw Lens	Zoom Lens				
Zoom/Focus		Powered focus	Powered zoom and focus				Powered focus	Powered zoom and focus				
Zoom Ratio		-	1.34	1.32	2.00	1.87	-	1.41	1.31	1.65	1.5	1.55
Throw Ratio	PX750U						0.76 : 1	1.25-1.79 : 1	1.73-2.27 : 1	2.22-3.67 : 1	3.58-5.38 : 1	5.31-8.26 : 1
	PX700W	0.77:1	1.33-1.79:1	1.78-2.35:1	2.22-4.43:1	4.43-8.3:1				-		
	PX800X	0.77:1	1.33-1.79:1	1.78-2.35:1	2.22-4.43:1	4.43-8.3:1				-		
F		2.0	1.8-2.3	1.7-1.9	2.1-2.9	2.2-3.1	1.85	1.85-2.50	1.64-1.86	1.86-2.48	1.85-2.40	1.85-2.48
f (mm)		11.4	19.3-25.8	26.0-34.0	32.0-63.0	63.5-117.4	11.6	18.7-26.5	25.7-33.7	32.91-54.23	52.8-79.1	78.5-121.9
Screen Size		50-200 inches		40-500 inches						50-300 inches		
Light Output	PX750U						7100 ANSI lm	6800 ANSI lm	7500 ANSI lm	6900 ANSI lm	6600 ANSI lm	
	PX700W	5800 ANSI lm	6400 ANSI lm	7000 ANSI lm	6400 ANSI lm	5000 ANSI lm						
	PX800X	6700 ANSI lm	7300 ANSI lm	8000 ANSI lm	7300 ANSI lm	5700 ANSI lm						
Lens Shift	Vertical	0			+0.5V		0			+0.5V		
	Horizontal	0			±0.1H		0			±0.1H		
Weight		1.0 kg	1.1 kg	0.8 kg	1.1 kg	0.9 kg	0.9 kg	1.1 kg	0.8 kg	1.0 kg	1.0 kg	1.4 kg

Throw Distance and Screen Size Unit: m

PX750U (Aspect ratio 16:10)

Screen size (W x H)	Lens model name					
	NP16FL	NP17ZL	NP18ZL	NP19ZL	NP20ZL	NP21ZL
50" (1.08 x 0.64)	0.8	1.3-1.9	1.8-2.4	2.4-4.0	3.8-5.8	5.6-8.9
60" (1.29 x 0.81)	1.0	1.6-2.3	2.2-2.9	2.8-4.8	4.6-7.0	6.8-10.7
80" (1.72 x 1.08)	1.3	2.2-3.1	3.0-3.9	3.8-6.4	6.2-9.3	9.1-14.4
100" (2.15 x 1.35)	1.7	2.7-3.9	3.7-4.9	4.8-8.0	7.7-11.7	11.5-18.1
120" (2.59 x 1.62)	2.0	3.3-4.7	4.5-5.9	5.8-9.6	9.3-14.1	13.8-21.7
150" (3.23 x 2.02)	2.5	4.1-5.8	5.6-7.4	7.2-12.0	11.7-17.6	17.4-27.3
200" (4.31 x 2.69)	3.4	5.5-7.8	7.5-9.9	9.7-16.1	15.6-23.5	23.3-36.4
240" (5.17 x 3.23)	4.1	6.6-9.4	9.1-11.9	11.6-19.3	18.8-28.3	28.0-43.8
300" (6.46 x 4.04)	5.1	8.2-11.7	11.3-14.9	14.5-24.1	23.5-35.4	35.0-54.8

PX700W (Aspect ratio 16:10)

Screen size (W x H)	Lens model name				
	NP06FL	NP07ZL	NP08ZL	NP09ZL	NP10ZL
40" (0.86 x 0.54)		1.1-1.6	1.5-2.0	1.9-3.9	3.8-7.3
50" (1.08 x 0.64)	0.8	1.4-2.0	1.9-2.6	2.4-4.9	4.8-9.1
60" (1.29 x 0.81)	1.0	1.7-2.4	2.3-3.1	2.9-5.9	5.8-11.0
80" (1.72 x 1.08)	1.4	2.3-3.2	3.1-4.1	3.9-7.9	7.8-14.7
100" (2.15 x 1.35)	1.7	2.9-4.0	3.9-5.2	4.9-9.9	9.7-18.4
120" (2.59 x 1.62)	2.1	3.5-4.8	4.7-6.2	5.9-11.9	11.7-22.1
150" (3.23 x 2.02)	2.6	4.4-5.9	5.9-7.8	7.4-14.9	14.7-27.7
200" (4.31 x 2.69)	3.5	5.9-7.9	7.9-10.4	9.9-19.9	19.6-36.9
240" (5.17 x 3.23)		7.1-9.5	9.5-12.5	11.9-23.9	23.5-44.3
300" (6.46 x 4.04)		8.9-11.9	11.9-15.7	14.9-29.9	29.5-55.5
350" (7.54 x 4.71)		10.4-13.9	13.8-18.3	17.5-34.9	34.4-64.7
400" (8.62 x 5.39)		11.8-15.9	15.8-20.9	20.0-39.9	39.3-74.0
450" (9.69 x 6.06)		13.3-17.9	17.8-23.5	22.5-44.9	44.3-83.3
500" (10.77 x 6.73)		14.8-19.9	19.8-26.2	25.0-49.9	49.2-92.5

PX800X (Aspect ratio 4:3)

Screen size (W x H)	Lens model name				
	NP06FL	NP07ZL	NP08ZL	NP09ZL	NP10ZL
40" (0.81 x 0.61)		1.1-1.4	1.4-1.9	1.8-3.6	3.5-6.8
50" (1.02 x 0.76)	0.8	1.3-1.8	1.8-2.4	2.2-4.6	4.5-8.5
60" (1.22 x 0.91)	0.9	1.6-2.2	2.2-2.9	2.7-5.5	5.4-10.2
80" (1.63 x 1.22)	1.3	2.2-2.9	2.9-3.8	3.6-7.3	7.2-13.7
100" (2.03 x 1.52)	1.6	2.7-3.7	3.6-4.8	4.6-9.2	9.0-17.2
120" (2.44 x 1.83)	1.9	3.3-4.4	4.4-5.8	5.5-11.1	10.9-20.6
150" (3.05 x 2.29)	2.4	4.1-5.5	5.5-7.3	6.9-13.9	13.6-25.8
200" (4.06 x 3.05)	3.2	5.5-7.4	7.3-9.7	9.2-18.5	18.2-34.5
240" (4.88 x 3.66)		6.6-8.9	8.8-11.7	11.1-22.2	21.9-41.4
300" (6.10 x 4.57)		8.3-11.1	11.1-14.6	13.9-27.8	27.4-51.8
350" (7.11 x 5.33)		9.6-13.0	12.9-17.0	16.2-32.5	32.0-60.4
400" (8.13 x 6.10)		11.0-14.8	14.8-19.5	18.6-37.1	36.6-69.1
450" (9.14 x 6.86)		12.4-16.7	16.6-21.9	20.9-41.8	41.2-77.7
500" (10.16 x 7.62)		13.8-18.6	18.5-24.4	23.2-46.4	45.8-86.4



- The projector can be unplugged during its cool down period after it is turned off. Parts of the projector will become heated during operation.
- Use caution when picking up the projector immediately after it has been operating.
- Use caution when putting the projector in the soft case immediately after the projector has been operating. The projector cabinet is hot.

DLP and the DLP logo are registered trademarks or trademarks of Texas Instruments.
HDMI, the HDMI Logo and High-Definition Multimedia Interface are trademarks or registered trademarks of HDMI Licensing LLC.
Windows, Windows Vista, XP are either registered trademarks or trademarks of Microsoft corporation.
DisplayPort and DisplayPort Certified Logo are trademarks of the Video Electronics Standards Association, registered in the U.S. and other countries.
Crestron and Crestron RoomView are trademarks or registered trademarks of Crestron Electronics, Inc.
All other trademarks are the property of their respective owners.
The images in this brochure are samples.
This brochure uses recycled paper.

Cat.No. WDPJ-1112-522NN



Installation Projector

PX700W/PX750U/PX800X

The new lineup includes both XGA and WXGA models with high brightness of 7,000 to 8,000 lumens suitable for large venues and screen sizes and producing outstanding image quality.



As well as high brightness and image quality, this installation model is designed for easy installation with the use of a centre lens.

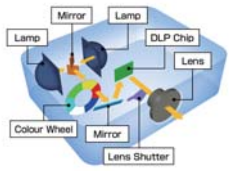


Achieves High Brightness and High Image Quality

Projection of large images with a high brightness of 8000 lm (with PX800X)

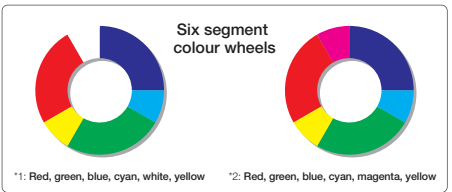
Achieves high brightness of 8000 lm through the use of a two-light lamp system. Capable of projecting clear images even onto large screens. Supports high brightness projection equivalent to a maximum of 32000 lm*1 via a stack installation and using a dedicated software*2.

*1: When using four projectors of PX800X. This will vary depending on factors like the installation environment.
*2: The software will be downloadable around next Jan. at http://www.nec-display.com/dl/en/pj_soft/eula/index_sct.html



Two types of six segment colour wheels that can be chosen to suit the purpose

Exchangeable colour wheels that suit the type and colour shade of the projected image. The 6 segment white*1 wheel is suitable when the emphasis is on brightness, while the 6 segment colour*2 wheel is suitable when focusing on the colour shade.



Wide range of input/output terminals such as HDMI and DisplayPort

Pursuing easy to install

Lens shift function allows you to adjust the screen position even after installation

By using the electric lens shift function, you can adjust the position of the projected screen up and down, and from side to side even after installation.

Supports dual layers stacking

Stacking to two layers can be facilitated by using the supplied columns. In this case, 16000 lumens* of high brightness projection is available.

*with PX800X




360° installation angle (tilt-free) that enables vertical projection

Cinema quality video using Hollywood Quality Video processing

HD-like vivid and crisp DVD images can be projected through Hollywood Quality Video which excels at following points and enrich your cinematic experience.

- Random and Mosquito Noise Reduction
- Video and Film Cadence Detection (3:2 and 2:2 pull down)
- Per-pixel Motion Adaptive De-interlacing
- Detail Enhancement
- Full 10-bit Processing, Scaling and Warping



WUXGA (1920×1200) panel compatible with full HD displays*

Utilises a high resolution WUXGA panel that enables the reproduction of even high-quality full HD content in its original beauty. *with PX750U

Lens memory function can adjust image to a preset memorized position using the inbuilt signal table even if the signal input changes

*PX700W/800X are only available Lens Shift memory


Various type of lenses are available

*the lenses are option and for the detail and use condition, please see P4.

Centre lens design for easy installation

Seamless switching

When the input is switched, the image displayed before switching is held so that you can see smooth image changing without black image.




*for PX750U only.

Accommodates Diverse Projection Needs

Geometric correction*

This feature adjusts the image when projecting onto specially shaped screen as below to expand your installation options.

*The software is downloadable at http://www.nec-display.com/dl/en/pj_soft/eula/index_gct4.html




Lens shutter that lets you cut off the projected image when necessary

During projection, you can temporarily turn off the projected image by pressing the shutter button on the main unit or on the remote control. This is handy when you would like to interrupt the image while it is being projected.

Multi screen function allowing for near seamless joins between screens**2

This lets you control the brightness of the joins sections where images are superposed over one another when you are projecting multiple screens with several projectors. These adjustments (blending) render the joins inconspicuous. Moreover, it also facilitates natural display of multiple screens by bringing the shades of the screens closer to one another.



*1 The image is when using four projectors. This will vary depending on factors like the installation environment.
*2 The dedicated software (scheduled to be provided to distributors January 2012) is needed to carry out this function.

Equipped with an optional slot compatible with SDI units and Open Pluggable specifications

PC Control Utility Pro 4 (the attached software) is compatible with Windows 7/Vista/XP

- Compatible with Crestron RoomView®
- Compatible with wired LANs and wireless LANs (optional)
- Capable of long-term continuous use via the lamp auto change function when using one light
- Dual lamp can support 24/7 operation

Terminals

Remote control

Example of installing NP18ZL

PX750U

7500ANSI lumens

WUXGA

19.7kg

Not including lens

PX700W NEW

7000ANSI lumens

WXGA

19.7kg

Not including lens

PX800X NEW

8000ANSI lumens

XGA

19.7kg

Not including lens

